



DONALD J. MOULTON
CFP®, RFC

MOULTON WEALTH MANAGEMENT INC.

MOULTON HOT MINUTES

SPECIALIZING IN RETIREMENT AND TAX PLANNING

420 N. EVERGREEN RD; SUITE 100
SPOKANE, WA 99216
509-922-3110



RIAL R. MOULTON
CFP®, CPA/PFS, RFC

www.moultonwealth.com

Week of February 17, 2025

Last week's newsletter reviewed seven common mistakes investors make. Investing should be an exercise in math and patience, in our opinion. It shouldn't be a series of unrelated, knee jerk reactions to what's on the television, or your social media thread. Nor should it be a static pie chart. Many claim investing is as easy as throwing together a disparate group of investments and hoping for the best. That works, until it doesn't. You can read the newsletter here: [Newsletter - Moulton Wealth](#).

ATTEND OUR...

FINANCIAL & TAX PLANNING SEMINAR

Including the "WIDOW'S PENALTY"

BRING A GUEST

➤ **FEBRUARY 18TH - SPOKANE**

➤ **FEBRUARY 19TH - RICHLAND**

CALL **509-922-3110** TO RESERVE A SEAT *OR IF YOU*
WANT A SECOND OPINION ON YOUR PORTFOLIO!

Please see our website www.MoultonWealth.com. Of the many improvements, the most important is we now host podcasts of past radio shows, allowing you to listen at your convenience. You can also read all the past newsletters and take the test to find your Risk Number.

Last Saturday's radio show reviewed the most recent inflation data. We also reviewed why tariffs are, in fact, inflationary. Unfortunately, the newest inflation data tells us it's far from defeated, and even the discussion of tariffs may be making it worse. You can listen to past radio shows here: [Radio Show - Moulton Wealth](#).

We receive a lot of questions about when to take Social Security from those considering, or newly into retirement. And it's a really important question to answer correctly. If the wrong choices are made, it can cost thousands of dollars over your retirement years.

Of course, in a newsletter, we can't answer every nuance applicable to every reader. But we can lay out some basic thoughts to hopefully get you started.

It's also something we discuss in our free, no obligation seminars and initial consultations.

With that said, let's review some overarching considerations.

When it comes to planning for Social Security as a married couple, it's not just about choosing when to start claiming benefits. It's about finding the best strategy to make sure you get the most income over your lifetime. Here are some important things couples should keep in mind as they make this big decision:

1. Coordinating When to Claim Social Security

One of the hardest choices couples face is deciding when to start collecting Social Security. You can start as early as 62, but if you do, your monthly benefit will be smaller for the rest of your life. If you instead wait until after your full retirement age (FRA), your benefit will increase by about 8% per year until you reach 70.

When deciding, consider these important points:

- **Can you afford to wait?** Do you have the resources to fund your retirement so that you can delay your Social Security payments?
- **Health & longevity matter.** How long are you likely to live? If one of you is in poor health, it might make sense for that person to claim benefits earlier.

LISTEN TO RIAL'S AND DON'S RADIO SHOW,

"YOUR MONEY MATTERS"


EVERY SATURDAY MORNING AT

8:00 AM ON KXLY RADIO CHANNEL 920 AM IN SPOKANE

AND AT 9:30 AM ON NEWSTALK RADIO CHANNEL 870 AM IN THE TRI-CITIES AREA

LISTEN LIVE AT WWW.NEWSTALK870.AM AGAIN AT 9:30 EACH SATURDAY MORNING

OR VISIT OUR WEBSITE MOULTONWEALTH.COM FOR PODCASTS



509-922-3110

- **What are your goals?** Even if you can afford to wait for the higher payment, remember that you'll be spending more of your retirement savings, earlier in retirement. Does that fit with your long-term goals, like leaving money to your children?

One possible strategy is for the lower-earning spouse to claim Social Security benefits earlier, while the higher-earning spouse waits to get their larger benefit. This way the couple gets some income right away, but the larger benefit continues to grow, which is especially useful for the surviving spouse (*covered next*).

2. Maximizing Survivor Benefits

When one spouse passes away, the surviving spouse can elect to maintain their Social Security benefits, or to instead forego them for the benefits of the deceased spouse. This makes it even more important for the higher-earning spouse to wait to claim benefits. The longer they wait, the bigger their benefit will be, which in turn helps provide financial security for the surviving spouse.

3. Using the Spousal Benefit

If you are married, you can either claim benefits based on your own work record, or receive up to 50% of your spouse's benefit at their full retirement age (FRA). This is especially helpful if one spouse didn't work, or earned less money. However, if you claim the spousal benefit before your own FRA, the amount will be reduced.

4. "File and Suspend" – No Longer an Option

In the past, couples could use a strategy called "file and suspend" to boost their benefits. This allowed one spouse to file for benefits and then suspend them, letting the other spouse claim a spousal benefit. However, this option is no longer available. But the key idea of delaying benefits to maximize payouts still holds true.

5. Taxes and Medicare Costs

Did you know that your Social Security benefits can be taxed? If your "provisional income" (adjusted gross income, plus 50% of your Social Security, plus any tax free income such as municipal bonds, but not Roth distributions – *the IRS tries to make things simple*) is over certain limits, up to 85% of your Social Security benefit could be taxed. Plus, your Medicare premiums can go up based on your income. It's important to think about how much you'll be withdrawing from retirement accounts, and plan to minimize taxes and extra costs.

6. What if You're Divorced or Widowed?

Even if you're divorced, you might still be able to claim benefits based on your ex-spouse's work record, as long as you were married for at least 10 years. If you're widowed, you can also claim survivor benefits as early as age 60 (or 50 if you're disabled). This can help you get by financially, if you're not yet ready to claim your own Social Security.

Final Thoughts

Every couple's situation is different, and the best strategy depends on your health, life expectancy, income needs, and retirement savings. It's helpful to work with a financial advisor who can assist you in creating a personalized Social Security strategy that fits your needs and goals. This way, you can make sure you're maximizing your benefits and setting yourself up for a comfortable retirement.

This is but one topic we cover at our seminars, and discuss in our consultations. Retirement can be a time of great joy and freedom. But leaving aspects of your finances unaddressed, adds uncertainty and stress. It's why it is so important to look beyond just your investments. In our free, initial consultations we review these five critical areas:

1. **Protection** – how do you protect against disasters such as a fire, lawsuits and health issues?
2. **Estate Planning** – what is the best estate plan for you and for your heirs? Is the one you have set up properly? And did you know that no matter how good, your estate plan likely does not cover your biggest assets?
3. **Income Taxes** – we'd all like to pay less income taxes, but how? Tax planning is becoming harder and harder to find. Your tax preparer is likely overworked, and doesn't have the time, or expertise, to tax plan in consideration of your entire financial picture. We strive to suggest strategies to save taxes over time for you, for your spouse, and for your heirs.
4. **Retirement** – the biggest question we get is "do I have enough money?" If you've not yet retired, you can always decide to delay, assuming it's your choice. But if you're already retired, you need to resolve this as early as possible, so smaller changes can make a bigger impact. Our Family Index will tell you a lot about what you need to know.
5. **Investments** – when asked how they pick investments, we receive a variety of answers. Most say they look at 5 or 10 year returns and assume those will continue into the future. Some get tips from friends or off the internet. Still others are frozen with indecision and don't really know what they have, or even when or how they got them. This is especially problematic for surviving widows and widowers who were not the partner "in charge" of the investments. While any of these can work for a time,

many if not most, will ultimately fail, especially in bear markets. We think it's critical to understand how much risk you are taking, what the downside could be, and to decide, BEFORE IT HAPPENS, if you can financially survive. If not, you need to implement a strategy to minimize this risk, again, before it happens.

Please invest some time in your portfolio and attend.

For many, worrying about investments, along with all the other retirement concerns, is not something they feel comfortable doing. Many would rather spend retirement enjoying themselves.

Working with an advisor may help.

It doesn't matter if you lose money because you pay more than you need to in taxes, get sued or have a disaster, lose it because your estate plan is not implemented properly, or take a big loss during a stock market decline...

It's all lost money!

We offer free, no obligation "Financial Physicals" where we address all of these potential land minds, in addition to your longer term, retirement cash flow needs.

Come to a seminar and decide if a Financial Physical could be helpful.

Hope for the best but plan for the worst.

If you're not a client, what should you do with this information?

Prepare!

Procrastination and Planning both start with a P, but they are not the same.

***Failing to prepare,
is preparing to fail.***

Come to a seminar and find out how you might protect yourself. In our seminars, and at initial, free, consultations called “Financial Physicals” we discuss the five areas most important to financial health for retirees or those close to retirement.

1. Protection
2. Estate Planning
3. Income Tax
4. Retirement
5. Investments

Risk management is key for success in all of those areas.

Consider exploring how you might add a defensive strategy to your investment approach.

Maybe this time is different, and if you're a buy and hold investor with no defensive strategy, you're betting your portfolio, and possibly your retirement, on it.

Attend a seminar or call the office to find how adding a defensive strategy to your portfolio could help because...

Sure, the market comes back, eventually...

How long can you afford your portfolio to be down significantly?

Currently risk-free rates approximate 5% compared to what the market “might” make (or more importantly lose) over the coming months, and considering the growing mountain of evidence of an oncoming recession, it seems negligent not to at least explore your options.

This is even more important if your spouse is not as savvy about investments as you are.

The Great Financial Crisis was triggered by the popping of a bubble in real-estate. ***The bubble in real-estate today is bigger by most measures.***

The Dot.com bear market was triggered by the popping of a bubble in equity valuations. ***The equity bubble is bigger today by most measures.***

Neither the Dot.com nor the Great Financial Crisis bear markets had inflation, or nearly as much debt across consumers and businesses as we have today.

If the Dot.com bubble resulted in the S&P-500 falling ~ -50% and the NASDAQ falling over ~ -80%...

If the Great Financial Crisis saw the S&P-500 fall ~ -57% and the NASDAQ falling over ~ -50%...

How much might a market fall with levels exceeding both of those along with inflation and higher leverage?

You don't have to remain locked into the same approach as you had when these risks didn't exist. You are allowed to protect yourself. You can step away and then come back when the risks decline. Call us to find out how.

It's time to focus on return of your money rather than return on your money.

If you still have the same portfolio allocation you had during the bull market, we would ask "why"? The risk profile of the economy and market has changed dramatically and will likely continue to rise. Wouldn't it make sense to adjust your portfolio to what is actually happening?

To be clear, we'll have a great buying opportunity at some point in the future. Usually that happens with the market crashing and most investors disgusted with the thought of investing. If you lose much of your net worth, participating will be difficult.

"You can't buy low if you don't sell high."

Patience and asset protection will be key.

Don't wait until you have suffered unrecoverable losses before taking action.

In the Great Financial Crisis, the S&P-500 fell 24% from the start on October 9, 2007 until the Lehman bankruptcy on September 15, 2008. That was close to a year, and not that far off from what we've lived through so far.


Then in just over a month from September 15, 2008 to October 27, 2008 the S&P-500 fell **ANOTHER** 28.8%. And from September 15, 2008 to the ultimate bottom, about 5 months later, it fell **ANOTHER** 43%.

Not only do bear markets normally unfold in three stages with the last being the most virulent, it also demonstrates that risk happens slowly and then all at once.

What is your defensive plan? There's still time.

Call or attend a seminar to hear about ours.

Remember, we have a feature on our website to help you measure your risk tolerance. The problem with trying to decide how much risk to take is we all want to be aggressive when the market is going up, but conservative when it's going down. That's why a sell discipline is important. However, the first line of defense is always our allocation. This approach to measuring risk gives a number by making investors trade off gains and losses. Just click the button to see where you stand.

What's Your Risk Number? 

Get a physical! We invite you to attend a seminar and come in for a “financial physical”, even if you think your current approach is fine. Much like going to the doctor for a physical despite feeling great, you want to make sure any negative issues you may not be aware of are caught early and addressed. For example...

- Do you need a process to help manage losses during the next bear market?
- Have you addressed your investment process and adjusted it for what is going on in the world?
- If not, what are you waiting for?

At the bottom of the 2007 - 2009 bear market the S&P-500 index returned to levels last seen in 1996.

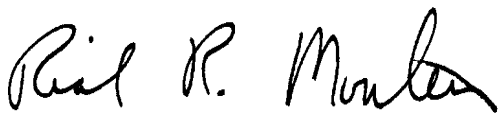
The drop didn't retrace only a few months or even a couple years.

We discuss many of these issues and more on the weekly radio show and invite you to listen.

WEEKLY FOCUS – THINK ABOUT IT

“Social Security Considerations.”

Yours truly,



Rial R. Moulton, CFP®, CPA / PFS, RFC
Certified Financial Planner™



Donald J. Moulton, CFP®, RFC
Certified Financial Planner™

P.S. Please feel free to forward this commentary to family, friends, or colleagues. If you would like us to add them to the list, please reply to this e-mail with their e-mail address and we will ask for their permission to be added.

Investment services offered through Moulton Wealth Management, Inc., an independent Registered Investment Advisor. The Standard & Poor's 500 (S&P 500) is an unmanaged group of securities considered to be representative of the stock market in general. The Dow Jones Industrial Average is a price-weighted index of 30 actively traded blue-chip stocks. The NASDAQ Composite Index is an unmanaged, market-weighted index of all over-the-counter common stocks traded on the National Association of Securities Dealers Automated Quotation System. Yahoo! Finance is the source for any reference to the performance of an index between two specific periods. Opinions expressed are subject to change without notice and are not intended as investment advice or to predict future performance. Consult your financial professional before making any investment decision. You cannot invest directly in an index. Past performance does not guarantee future results. Investments in securities do not offer a fixed rate of return. Principal, yield and / or share price will fluctuate with changes in market conditions and, when sold or redeemed, you may receive more or less than originally invested. No system or financial planning strategy can guarantee future results.

To unsubscribe from the “Molten Hot” Minutes please reply to this e-mail with “Unsubscribe” in the subject line, or write us at 420 N. Evergreen Road, Suite 100; Spokane, WA 99216.

The Barclays Global Aggregate Bond Index (formerly Lehman Brothers Global Aggregate Index), is an unmanaged market-capitalization-weighted benchmark, and tracks the performance of investment-grade fixed income securities denominated in 13 currencies. The index reflects reinvestment of all distributions and changes in market prices.

The Barclays U.S. 1-10 Year TIPS Index is an unmanaged index composed of inflation-protected public obligations of the U.S. Treasury that have a remaining maturity of one to ten years.

The Barclays U.S. Aggregate Bond Index is an unmanaged benchmark index composed of U.S. securities in Treasury, Government-Related, Corporate, and Securitized sectors. It includes securities that are of investment-grade quality or better, have at least one year to maturity, and have an outstanding par value of at least \$250 million.

The Barclays U.S. TIPS Index is an unmanaged index composed of all U.S. Treasury Inflation- Protected Securities rated investment grade, have at least one year to final maturity, and at least \$250 million par amount outstanding.

The Barclays U.S. Treasury Index is an unmanaged index composed of U.S. Treasuries.

The CDX IG 12 is a benchmark high-grade derivatives index, which measures the cost of insuring a basket of U.S. investment-grade corporate debt against defaults.

The Chicago Board Options Exchange Volatility Index (VIX) tracks the expected volatility in the S&P 500 over the next 30 days. A higher number indicates greater expected volatility. Common usage: The Chicago Board Options Exchange Volatility Index (VIX), a barometer of market volatility.

The Dow Jones Industrial Average is a widely followed market indicator based on a price-weighted average of 30 blue-chip stocks that trade on the New York Stock Exchange which are selected by editors of The Wall Street Journal.

The Dow Jones Wilshire Real Estate Securities Index (RESI) is used to measure the U.S. real estate market and includes both real estate investment trusts (REITs) and real estate operating companies (REOCs). It is weighted by float-adjusted market capitalization.

The JP Morgan Emerging Market Bond Index is a total-return, unmanaged trade-weighted index for U.S. dollar-denominated emerging-market bonds, including sovereign debt, quasi-sovereign debt, Brady bonds, loans, and Eurobonds.

The JP Morgan EMBI Global Diversified Index tracks the performance of external debt instruments (including U.S.-dollar-denominated and other external-currency-denominated Brady bonds, loans, Eurobonds and local market instruments) in the emerging markets.

The JP Morgan GBI-EM Global Diversified Index tracks the performance of local-currency bonds issued by emerging market governments.

The MSCI World Index is a free float-adjusted market capitalization weighted index that is designed to measure the equity market performance of developed markets. The MSCI World Index represents 23 developed market countries.

The MSCI All Country World Index is a market-capitalization-weighted index composed of over 2,400 companies, and is representative of the market structure of 46 developed and emerging market countries. The index is calculated with net dividends reinvested in U.S. dollars.

The MSCI EAFE Index is an unmanaged, market-capitalization-weighted equity index that represents the developed world outside North America.

The MSCI Emerging Markets Index is a free float-adjusted market-capitalization-weighted index designed to measure the performance of global emerging market equities.

The NASDAQ Composite Index is a market-value-weighted index of all common stocks listed on the National Association of Securities Dealers Automated Quotations (NASDAQ) system.

The Russell 1000 Index includes 1000 of the largest U.S. equity securities based on market cap and current index membership; it is used to measure the activity of the U.S. large-cap equity market.

The Russell 2000 Index includes 2000 small-cap U.S. equity names and is used to measure the activity of the U.S. small-cap equity market.

The S&P 500 Index is a capitalization-weighted index made up of 500 widely held large-cap U.S. stocks in the Industrials, Transportation, Utilities and Financials sectors.

Investing Terminology

Alpha is a measure of a portfolio's return above a certain benchmarked return.

Alternative Investments are investments that are not one of the three traditional asset types (stocks, bonds and cash). Alternative investments include hedge funds, managed futures, real estate, commodities, and derivatives contracts.

Asset-Backed Securities (ABS) are bonds backed by a pool of loans or accounts receivable and commonly include payments from credit cards, auto loans and mortgage loans.

Austerity refers to measures taken by a country's government in an effort to reduce expenditures and a budget deficit.

Beta is a measure of the volatility or systematic risk of a security or a portfolio in comparison to the market as a whole.

Book-to-Price Ratio is the inverse of the price-to-book ratio, which is calculated as the market value of a security divided by its book value. A lower the price-to-book ratio for a security may mean the security is undervalued, and vice versa (the higher the book-to-price ratio, the better the value).

Commercial Mortgage-Backed Securities (CMBS) are pools of commercial mortgage loans that are packaged together and sold to the public. They are usually structured in tranches, or classes of risk, so that investors can determine how much risk they want to take on. In general, CMBS carry less prepayment risk than loans backed by residential mortgages.

Corporate Bonds are debt securities issued by corporations to raise money; these bonds usually pay higher coupon rates than government or municipal bonds.

Correlation Risk refers to the change in the marked to market value of an asset when the correlation between the underlying assets changes over time.

Credit Ratings are an assessment of the risk of default of a company or country. The higher the credit quality (or rating), the lower the perceived risk of default.

Cyclical Sectors or Stocks are those whose performance is closely tied to the economic environment and business cycle. Managers with a pro-cyclical market view tend to favor stocks that are more sensitive to movements in the broad market and therefore tend to have more volatile performance.

Debt-to-Equity Ratio is calculated as long-term debt divided by common shareholders' equity, and measures the amount of a firm's leverage, or debt.

Donor Advised Funds are private funds administered by a third party and created for the purpose of managing charitable donations on behalf of an organization, family, or individual.

Duration is a measure of a security's price sensitivity to changes in interest rates. Specifically, duration measures the potential change in value of a bond that would result from a 1% change in interest rates. The shorter the duration of a bond, the less its price will potentially change as interest rates go up or down; conversely, the longer the duration of a bond, the more its price will potentially change.

Excess Returns are investment returns from a security or portfolio that exceed a benchmark or index with a similar level of risk.

Grantor Retained Annuity Trust is an estate planning technique that minimizes the tax liability existing when intergenerational transfers of estate assets occur. An irrevocable trust is created for a certain term or period of time. The individual establishing the trust pays a tax when the trust is established. Assets are placed under the trust and then an annuity is paid out every year. When the trust expires, the beneficiary receives the assets estate and gift tax free.

High Yield Debt is rated below investment grade and is considered to be riskier.

Managed Futures strategies use futures contracts as part of their overall investment strategy. They provide portfolio diversification among various types of investment styles and asset classes to help mitigate portfolio risk in a way that is not possible in direct equity investments.

Market Capitalization is calculated as the number of companies shares outstanding multiplied by the share price, and is used to determine the total market value of a company.

Momentum is the rate of acceleration for an economic, price or volume movement; it is used to locate trends within the market.

Mortgage-Backed Securities (MBS) are pools of mortgage loans that are packaged together and sold to the public. They are usually structured in tranches, or classes of risk, so that investors can determine how much risk they want to take on.

Option-adjusted spreads estimate the difference in yield between a security or collection of securities and comparable Treasuries after removing the effects of any special features, such as provisions that allow an issuer to call a security before maturity.

Peripheral Eurozone Countries are those countries in the Eurozone with the smallest economies.

Price-to-Book Ratio is calculated as the market value of a security divided by its book value. A lower the price-to-book ratio for a security may mean the security is undervalued.

Private Foundations are charitable organizations that do not qualify as public charities by government standards. A private foundation is a nonprofit organization which is usually created via a single primary donation from an individual or a business and whose funds and programs are managed by its own trustees or directors.

Quantitative Easing refers to expansionary efforts by central banks to help increase the supply of money in the economy.

Recapitalized/recapitalization refers to injecting fresh equity into a company or a bank, which can be used to absorb future losses. This generally takes place through the company issuing new shares. In the case of a government or organization recapitalizing a bank, it usually results in the government or organization owning a stake in the bank.

Spreads: Yield spreads represents the difference in yields offered between corporate and government bonds. If they tighten, this means that the difference has decreased. If they widen, this means the difference has increased.

Standard Deviation: Statistical measure of historical volatility. A statistical measure of the distance a quantity is likely to lie from its average value. It is applied to the annual rate of return of an investment, to measure the investment's volatility (risk). Standard deviation is synonymous with volatility, in that the greater the standard deviation the more volatile an investment's return will be. A standard deviation of zero would mean an investment has a return rate that never varies.

Treasuries are U.S. government debt obligations that are backed by the full faith and credit of the government. Often, they are used as a proxy for a risk-free asset when comparing other risky assets.

Yield Curves illustrate the relationship between the interest rate, or cost of borrowing, and the time to maturity. Yields move inversely to prices. The Barclays Capital 1-10 Year US TIPS Index: Barclays Capital 1-10 Year US TIPS Index measures the performance of inflation-protected public obligations of the U.S. Treasury that have a remaining maturity of one to ten years.