



DONALD J. MOULTON
CFP®, RFC

MOULTON WEALTH MANAGEMENT INC.

MOULTON HOT MINUTES

SPECIALIZING IN RETIREMENT AND TAX PLANNING

420 N. EVERGREEN RD; SUITE 100
SPOKANE, WA 99216
509-922-3110



RIAL R. MOULTON
CFP®, CPA/PFS, RFC

www.moultonwealth.com

Week of December 23, 2024

Last week's newsletter discussed the implications of the yield curve "uninverting", or in other words, returning to normal. When the yield curve inverts, it's a sign of financial stress in the economy. However, it's when it "uninverts", or returns to normal, that investors have to pay close attention. You can read the newsletter here: [Newsletter - Moulton Wealth](#).

ATTEND OUR...

FINANCIAL & TAX PLANNING SEMINAR

Including the "WIDOW'S PENALTY"

BRING A GUEST

➤ **JANUARY 21ST - SPOKANE**

➤ **JANUARY 28TH - RICHLAND**

CALL **509-922-3110** TO RESERVE A SEAT *OR IF YOU WANT A SECOND OPINION ON YOUR PORTFOLIO!*

Last Saturday's radio show covered a barn burner week of economic and political data. From the Fed cutting rates, but warning they may not continue to do so at the same pace, to Trump and Musk torpedoing the stop-gap spending bill that would allow the government to remain open, there's a lot going on. You can listen to past radio shows here: [Radio Show - Moulton Wealth](#).

Please see our website www.MoultonWealth.com. Of the many improvements, the most important is we now host podcasts of past radio shows, allowing you to listen at your convenience. You can also read all the past newsletters and take the test to find your Risk Number.

Powell's Press Conference Signals Tighter Economic Conditions Ahead

We've postulated for some time that inflation would move sideways to higher, not reaching the Fed's 2% target. We assumed the Fed, in their quest for the elusive "soft landing" would ignore it until they no longer could, possibly late first quarter 2025. When that happened, we warned that the market wouldn't like it.

Did that timetable get moved up?

This week the Fed cut interest rates by 0.25% as expected. However, not expected were Powell's comments about where rates are headed. Powell struck a cautious tone, signaling that the central bank may slow the pace of rate cuts. He also acknowledged that inflation is not falling as fast as they wanted. While investors had hoped for hints of a Fed that would continue down the path of cutting rates, that's not what they got, and the market didn't like it.

For investors, this has significant implications. The Fed's hawkish stance, combined with stubborn inflation, means that market volatility is likely to continue. The central bank's aggressive interest rate policy has already cooled down the housing market, and created tighter financial conditions across sectors, particularly in technology and consumer discretionary stocks. Powell's comments about "the cuts being a close call" scenario keeps pressure on equities, especially growth stocks, which are more sensitive to interest rate hikes. Risk assets could continue to see elevated volatility, with sector rotation and cautious positioning dominating investor sentiment.

Government Shutdown Threat – Trump and Musk Weigh In

Adding another layer of uncertainty, to an already volatile week, was the escalating possibility of a U.S. government shutdown, with former President Donald Trump and tech mogul Elon Musk playing significant roles in the drama. Trump has been vocal about his desire to see a government shutdown now, under Biden, unless certain policy demands are met, including cuts to government spending and possible restrictions on social programs. Meanwhile, Musk has thrown his weight behind the political theater, though his involvement is more in line with his personal ideology and public statements on fiscal conservatism.

LISTEN TO RIAL'S AND DON'S RADIO SHOW,

"YOUR MONEY MATTERS"


EVERY SATURDAY MORNING AT

8:00 AM ON KXLY RADIO CHANNEL 920 AM IN SPOKANE

AND AT 9:30 AM ON NEWSTALK RADIO CHANNEL 870 AM IN THE TRI-CITIES AREA

LISTEN LIVE AT WWW.NEWSTALK870.AM AGAIN AT 9:30 EACH SATURDAY MORNING

OR VISIT OUR WEBSITE MOULTONWEALTH.COM FOR PODCASTS



509-922-3110

In the 11th hour, Congress passed a stopgap, three month spending bill, avoiding a shutdown. However, it does set up for similar drama in the near future. If the shutdown were to occur, markets would likely react negatively, particularly in sectors heavily reliant on government contracts, such as defense and technology. A prolonged shutdown would also weigh on investor sentiment, as it would increase concerns about fiscal dysfunction, slowing government projects, and potential economic disruptions, including delays in payments and contract work. In the worst-case scenario, political gridlock into the next debt ceiling debate, could raise the specter of a sovereign default. The market risks here are tangible, with a potential flight to safer assets.

From a broader economic perspective, the risk of a shutdown in three months is compounded by the ongoing efforts to balance government spending with fiscal responsibility. Investors are already wary of rising national debt, and a shutdown could reignite fears about the U.S. government's ability to navigate the complex fiscal challenges ahead.

Markets and Risk: What to Expect

- **Inflation Risk:** Powell's hawkish comments confirm that inflation risk remains a dominant market theme. Powell's strong stance on keeping rates elevated should inflation continue to trickle higher, suggests that markets should brace for further volatility, especially in high-growth, interest-sensitive sectors.
- **Political Risk:** The looming threats of tariffs, deportations and a government shutdown, add an additional layer of risk to the markets. If the situation deteriorates, expect increased uncertainty and risk aversion, with flight-to-safety trades possibly boosting defensive assets. This political uncertainty could weigh on consumer and business sentiment, further slowing economic growth and increasing market volatility.
- **Economic Slowdown:** The bond market has tightened financial conditions, even as the Fed has cut rates. Combined with potential political gridlock, tighter financial conditions could heighten fears of a broader economic slowdown. Markets have already priced in some slowdown, but the risk of a deeper-than-expected slowdown, or even recession, loom if both fiscal and monetary policies become increasingly restrictive.

Final Thoughts: Navigating Market Volatility

Investors should brace for heightened market volatility in the coming weeks. The risk of a pause in rate cuts – or even rate hikes - combined with the growing political uncertainty, suggests that cautious positioning will be crucial in the near term. Diversification across defensive sectors may provide some shelter from the storm. At the same time, staying attuned to macroeconomic data, especially labor and inflation reports, will be critical to assessing the Fed's next moves.

While some sectors will face headwinds from higher rates, others may benefit from continued economic resilience. Additionally, a potential flight to safety in the event of a government shutdown could provide upside for traditional safe-haven assets.

In short, market risk remains elevated, and investors must stay vigilant to both fiscal and monetary developments. With volatility expected to persist, maintaining a flexible, risk-managed approach is key to navigating these turbulent times.

This is when having a defensive system, with a sell discipline, can help calm investors' concerns.

We will continue to stay fully invested until, and unless, those indicators tell us do otherwise, but if the indicators change, so will our portfolios.

Make no mistake, we sleep much better at night knowing we have our indicators and a system to protect our clients.

Hope for the best but plan for the worst.

If you're not a client, what should you do with this information?

Prepare!

Do not sell all your investments. Do not put it all into gold or hide it under your bed.

But also, do not ignore it.

Procrastination and Planning both start with a P, but they are not the same.

***Failing to prepare,
is preparing to fail.***

Come to a seminar and find out how you might protect yourself. In our seminars, and at initial, free, consultations called "Financial Physicals" we discuss the five areas most important to financial health for retirees or those close to retirement.

1. Protection
2. Estate Planning
3. Income Tax
4. Retirement

5. Investments

Risk management is key for success in all of those areas.

Consider exploring how you might add a defensive strategy to your investment approach.

Maybe this time is different, and if you're a buy and hold investor with no defensive strategy, you're betting your portfolio, and possibly your retirement, on it.

Attend a seminar or call the office to find how adding a defensive strategy to your portfolio could help because...

Sure, the market comes back, eventually...

How long can you afford your portfolio to be down significantly?

Currently risk-free rates approximate 5% compared to what the market "might" make (or more importantly lose) over the coming months, and considering the growing mountain of evidence of an oncoming recession, it seems negligent not to at least explore your options.

This is even more important if your spouse is not as savvy about investments as you are.

The Great Financial Crisis was triggered by the popping of a bubble in real-estate. **The bubble in real-estate today is bigger by most measures.**

The Dot.com bear market was triggered by the popping of a bubble in equity valuations. **The equity bubble is bigger today by most measures.**

Neither the Dot.com nor the Great Financial Crisis bear markets had inflation, or nearly as much debt across consumers and businesses as we have today.

If the Dot.com bubble resulted in the S&P-500 falling ~ -50% and the NASDAQ falling over ~ -80%...

If the Great Financial Crisis saw the S&P-500 fall ~ -57% and the NASDAQ falling over ~ -50%...

How much might a market fall with levels exceeding both of those along with inflation and higher leverage?

You don't have to remain locked into the same approach as you had when these risks didn't exist. You are allowed to protect yourself. You can step away and then come back when the risks decline. Call us to find out how.

It's time to focus on return of your money rather than return on your money.

If you still have the same portfolio allocation you had during the bull market, we would ask "why"? The risk profile of the economy and market has changed dramatically and will likely continue to rise. Wouldn't it make sense to adjust your portfolio to what is actually happening?

To be clear, we'll have a great buying opportunity at some point in the future. Usually that happens with the market crashing and most investors disgusted with the thought of investing. If you lose much of your net worth, participating will be difficult.

"You can't buy low if you don't sell high."

Patience and asset protection will be key.

Don't wait until you have suffered unrecoverable losses before taking action.

In the Great Financial Crisis, the S&P-500 fell 24% from the start on October 9, 2007 until the Lehman bankruptcy on September 15, 2008. That was close to a year, and not that far off from what we've lived through so far.

Then in just over a month from September 15, 2008 to October 27, 2008 the S&P-500 fell **ANOTHER** 28.8%. And from September 15, 2008 to the ultimate bottom, about 5 months later, it fell **ANOTHER** 43%.


Not only do bear markets normally unfold in three stages with the last being the most virulent, it also demonstrates that risk happens slowly and then all at once.

What is your defensive plan?

There's still time.

Call or attend a seminar to hear about ours.

Remember, we have a feature on our website to help you measure your risk tolerance. The problem with trying to decide how much risk to take is we all want to be aggressive when the market is going up, but conservative when it's going down. That's why a sell discipline is important. However, the first line of defense is always our allocation. This approach to measuring risk gives a number by making investors trade off gains and losses. Just click the button to see where you stand.

What's Your Risk Number? 

Get a physical! We invite you to attend a seminar and come in for a “financial physical”, even if you think your current approach is fine. Much like going to the doctor for a physical despite feeling great, you want to make sure any negative issues you may not be aware of are caught early and addressed. For example...

- Do you need a process to help manage losses during the next bear market?
- Have you addressed your investment process and adjusted it for what is going on in the world?
- If not, what are you waiting for?

At the bottom of the 2007 - 2009 bear market the S&P-500 index returned to levels last seen in 1996.

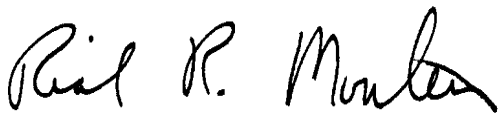
The drop didn't retrace only a few months or even a couple years.

We discuss many of these issues and more on the weekly radio show and invite you to listen.

WEEKLY FOCUS – THINK ABOUT IT

“Fed Slows Cuts and the Market Didn’t Like It.”

Yours truly,



Rial R. Moulton, CFP®, CPA / PFS, RFC
Certified Financial Planner™



Donald J. Moulton, CFP®, RFC
Certified Financial Planner™

P.S. Please feel free to forward this commentary to family, friends, or colleagues. If you would like us to add them to the list, please reply to this e-mail with their e-mail address and we will ask for their permission to be added.

Investment services offered through Moulton Wealth Management, Inc., an independent Registered Investment Advisor. The Standard & Poor's 500 (S&P 500) is an unmanaged group of securities considered to be representative of the stock market in general. The Dow Jones Industrial Average is a price-weighted index of 30 actively traded blue-chip stocks. The NASDAQ Composite Index is an unmanaged, market-weighted index of all over-the-counter common stocks traded on the National Association of Securities Dealers Automated Quotation System. Yahoo! Finance is the source for any reference to the performance of an index between two specific periods. Opinions expressed are subject to change without notice and are not intended as investment advice or to predict future performance. Consult your financial professional before making any investment decision. You cannot invest directly in an index. Past performance does not guarantee future results. Investments in securities do not offer a fixed rate of return. Principal, yield and / or share price will fluctuate with changes in market conditions and, when sold or redeemed, you may receive more or less than originally invested. No system or financial planning strategy can guarantee future results.

To unsubscribe from the “Molten Hot” Minutes please reply to this e-mail with “Unsubscribe” in the subject line, or write us at 420 N. Evergreen Road, Suite 100; Spokane, WA 99216.

The Barclays Global Aggregate Bond Index (formerly Lehman Brothers Global Aggregate Index), is an unmanaged market-capitalization-weighted benchmark, and tracks the performance of investment-grade fixed income securities denominated in 13 currencies. The index reflects reinvestment of all distributions and changes in market prices.

The Barclays U.S. 1-10 Year TIPS Index is an unmanaged index composed of inflation-protected public obligations of the U.S. Treasury that have a remaining maturity of one to ten years.

The Barclays U.S. Aggregate Bond Index is an unmanaged benchmark index composed of U.S. securities in Treasury, Government-Related, Corporate, and Securitized sectors. It includes securities that are of investment-grade quality or better, have at least one year to maturity, and have an outstanding par value of at least \$250 million.

The Barclays U.S. TIPS Index is an unmanaged index composed of all U.S. Treasury Inflation-Protected Securities rated investment grade, have at least one year to final maturity, and at least \$250 million par amount outstanding.

The Barclays U.S. Treasury Index is an unmanaged index composed of U.S. Treasuries.

The CDX IG 12 is a benchmark high-grade derivatives index, which measures the cost of insuring a basket of U.S. investment-grade corporate debt against defaults.

The Chicago Board Options Exchange Volatility Index (VIX) tracks the expected volatility in the S&P 500 over the next 30 days. A higher number indicates greater expected volatility. Common usage: The Chicago Board Options Exchange Volatility Index (VIX), a barometer of market volatility.

The Dow Jones Industrial Average is a widely followed market indicator based on a price-weighted average of 30 blue-chip stocks that trade on the New York Stock Exchange which are selected by editors of The Wall Street Journal.

The Dow Jones Wilshire Real Estate Securities Index (RESI) is used to measure the U.S. real estate market and includes both real estate investment trusts (REITs) and real estate operating companies (REOCs). It is weighted by float-adjusted market capitalization.

The JP Morgan Emerging Market Bond Index is a total-return, unmanaged trade-weighted index for U.S. dollar-denominated emerging-market bonds, including sovereign debt, quasi-sovereign debt, Brady bonds, loans, and Eurobonds.

The JP Morgan EMBI Global Diversified Index tracks the performance of external debt instruments (including U.S.-dollar-denominated and other external-currency-denominated Brady bonds, loans, Eurobonds and local market instruments) in the emerging markets.

The JP Morgan GBI-EM Global Diversified Index tracks the performance of local-currency bonds issued by emerging market governments.

The MSCI World Index is a free float-adjusted market capitalization weighted index that is designed to measure the equity market performance of developed markets. The MSCI World Index represents 23 developed market countries.

The MSCI All Country World Index is a market-capitalization-weighted index composed of over 2,400 companies, and is representative of the market structure of 46 developed and emerging market countries. The index is calculated with net dividends reinvested in U.S. dollars.

The MSCI EAFE Index is an unmanaged, market-capitalization-weighted equity index that represents the developed world outside North America.

The MSCI Emerging Markets Index is a free float-adjusted market-capitalization-weighted index designed to measure the performance of global emerging market equities.

The NASDAQ Composite Index is a market-value-weighted index of all common stocks listed on the National Association of Securities Dealers Automated Quotations (NASDAQ) system.

The Russell 1000 Index includes 1000 of the largest U.S. equity securities based on market cap and current index membership; it is used to measure the activity of the U.S. large-cap equity market.

The Russell 2000 Index includes 2000 small-cap U.S. equity names and is used to measure the activity of the U.S. small-cap equity market.

The S&P 500 Index is a capitalization-weighted index made up of 500 widely held large-cap U.S. stocks in the Industrials, Transportation, Utilities and Financials sectors.

Investing Terminology

Alpha is a measure of a portfolio's return above a certain benchmarked return.

Alternative Investments are investments that are not one of the three traditional asset types (stocks, bonds and cash). Alternative investments include hedge funds, managed futures, real estate, commodities, and derivatives contracts.

Asset-Backed Securities (ABS) are bonds backed by a pool of loans or accounts receivable and commonly include payments from credit cards, auto loans and mortgage loans.

Austerity refers to measures taken by a country's government in an effort to reduce expenditures and a budget deficit.

Beta is a measure of the volatility or systematic risk of a security or a portfolio in comparison to the market as a whole.

Book-to-Price Ratio is the inverse of the price-to-book ratio, which is calculated as the market value of a security divided by its book value. A lower the price-to-book ratio for a security may mean the security is undervalued, and vice versa (the higher the book-to-price ratio, the better the value).

Commercial Mortgage-Backed Securities (CMBS) are pools of commercial mortgage loans that are packaged together and sold to the public. They are usually structured in tranches, or classes of risk, so that investors can determine how much risk they want to take on. In general, CMBS carry less prepayment risk than loans backed by residential mortgages.

Corporate Bonds are debt securities issued by corporations to raise money; these bonds usually pay higher coupon rates than government or municipal bonds.

Correlation Risk refers to the change in the marked to market value of an asset when the correlation between the underlying assets changes over time.

Credit Ratings are an assessment of the risk of default of a company or country. The higher the credit quality (or rating), the lower the perceived risk of default.

Cyclical Sectors or Stocks are those whose performance is closely tied to the economic environment and business cycle. Managers with a pro-cyclical market view tend to favor stocks that are more sensitive to movements in the broad market and therefore tend to have more volatile performance.

Debt-to-Equity Ratio is calculated as long-term debt divided by common shareholders' equity, and measures the amount of a firm's leverage, or debt.

Donor Advised Funds are private funds administered by a third party and created for the purpose of managing charitable donations on behalf of an organization, family, or individual.

Duration is a measure of a security's price sensitivity to changes in interest rates. Specifically, duration measures the potential change in value of a bond that would result from a 1% change in interest rates. The shorter the duration of a bond, the less its price will potentially change as interest rates go up or down; conversely, the longer the duration of a bond, the more its price will potentially change.

Excess Returns are investment returns from a security or portfolio that exceed a benchmark or index with a similar level of risk.

Grantor Retained Annuity Trust is an estate planning technique that minimizes the tax liability existing when intergenerational transfers of estate assets occur. An irrevocable trust is created for a certain term or period of time. The individual establishing the trust pays a tax when the trust is established. Assets are placed under the trust and then an annuity is paid out every year. When the trust expires, the beneficiary receives the assets estate and gift tax free.

High Yield Debt is rated below investment grade and is considered to be riskier.

Managed Futures strategies use futures contracts as part of their overall investment strategy. They provide portfolio diversification among various types of investment styles and asset classes to help mitigate portfolio risk in a way that is not possible in direct equity investments.

Market Capitalization is calculated as the number of companies shares outstanding multiplied by the share price, and is used to determine the total market value of a company.

Momentum is the rate of acceleration for an economic, price or volume movement; it is used to locate trends within the market.

Mortgage-Backed Securities (MBS) are pools of mortgage loans that are packaged together and sold to the public. They are usually structured in tranches, or classes of risk, so that investors can determine how much risk they want to take on.

Option-adjusted spreads estimate the difference in yield between a security or collection of securities and comparable Treasuries after removing the effects of any special features, such as provisions that allow an issuer to call a security before maturity.

Peripheral Eurozone Countries are those countries in the Eurozone with the smallest economies.

Price-to-Book Ratio is calculated as the market value of a security divided by its book value. A lower the price-to-book ratio for a security may mean the security is undervalued.

Private Foundations are charitable organizations that do not qualify as public charities by government standards. A private foundation is a nonprofit organization which is usually created via a single primary donation from an individual or a business and whose funds and programs are managed by its own trustees or directors.

Quantitative Easing refers to expansionary efforts by central banks to help increase the supply of money in the economy.

Recapitalized/recapitalization refers to injecting fresh equity into a company or a bank, which can be used to absorb future losses. This generally takes place through the company issuing new shares. In the case of a government or organization recapitalizing a bank, it usually results in the government or organization owning a stake in the bank.

Spreads: Yield spreads represents the difference in yields offered between corporate and government bonds. If they tighten, this means that the difference has decreased. If they widen, this means the difference has increased.

Standard Deviation: Statistical measure of historical volatility. A statistical measure of the distance a quantity is likely to lie from its average value. It is applied to the annual rate of return of an investment, to measure the investment's volatility (risk). Standard deviation is synonymous with volatility, in that the greater the standard deviation the more volatile an investment's return will be. A standard deviation of zero would mean an investment has a return rate that never varies.

Treasuries are U.S. government debt obligations that are backed by the full faith and credit of the government. Often, they are used as a proxy for a risk-free asset when comparing other risky assets.

Yield Curves illustrate the relationship between the interest rate, or cost of borrowing, and the time to maturity. Yields move inversely to prices. The Barclays Capital 1-10 Year US TIPS Index: Barclays Capital 1-10 Year US TIPS Index measures the performance of inflation-protected public obligations of the U.S. Treasury that have a remaining maturity of one to ten years.